


DICKENS

Paper Flower Activity




From June 2020 Medway is celebrating all things Dickens to commemorate 150 years since his death.

Charles Dickens was a very famous writer, who lived and worked in Medway in the 1800s. Many of his stories were inspired by local people and places that he saw, and his books are still loved and read today.

To pay tribute to this remarkable writer we want to decorate Medway with his favourite flower - the red geranium.


Unlike a typical geranium, this flower will be made from paper - a fitting tribute to his paper-writing career!

So Medway residents, community groups and businesses...



Let's get creative and make geraniums for Dickens!

'He loved all flowers', Mamie Dickens wrote of her father, 'but especially bright flowers, and scarlet geraniums were his favourite of all.'



**animate
arts
company**

How to make a paper geranium

Dickens featured geraniums in several of his books, including smart button-holes in *Martin Chuzzlewit* and the potted geraniums in a greenhouse in *David Copperfield*.



What you will need:

Paper straws
Red paper
Green paper
(or any colour)
or newspaper, etc


Paper Cup
(or a small box, like a light-bulb or mini-cereal box)

A little bit of cardboard


Scissors

Pencil

Glue or sticky tape




Step 1:



On red paper, draw and cut-out some flowers with 5 petals. (There is a template in this pack if you need it.) Repeat to make at least 6 flowers.

TIP: When you have cut-out your flower, you might want to give each petal a little pinch to make it less flat and more 3D in shape!

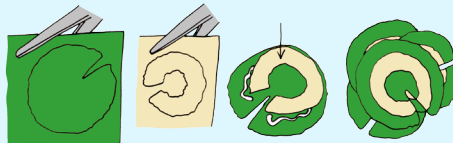
Step 2:



Carefully with scissors, split the end of your straw into three branches. On the end of each branch, fix a red flower with glue or tape.

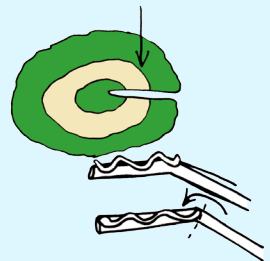
TIP: If your straw feels a little weak or not very long, you could slide another straw into the 1st straw to make it longer and stronger!

Step 3:




Cut-out round leaves on green paper (template attached), or any coloured paper that inspires you! On a contrasting paper, draw and cut-out the leaf-pattern. (We used pages from a book to make our flower have some Dickens style!). Stick the leaf-patterns on top of the green leaves with glue. Repeat this step a few times to build-up a stock of leaves in different sizes.

Step 4:



Stick each leaf onto a paper straw. Use tape or glue to fix onto the back of the leaf. Gently bend the straw so that the leaf sits horizontally when you hold the straw upright.


Step 5:



Your paper cup will be the flower-pot. Draw around the cup and cut-out the circle of cardboard to make a lid for the cup. (This will be the soil). Pierce holes into the cardboard circle 1 hole per straw. Glue your circle into the cup.

TIP: If you want to make your cup look more like a pot, wrap a strip of cardboard around the top edge of the cup.

Step 6:




Pot up your paper geranium! Carefully insert each straw into the pierced holes. Arrange the flowers in the centre of the pot and then surround the flowers with leaves, at a lower level.

Step 7:



Display your flowers in a window so that everybody can see them! You can also share photo of your artwork on Enjoy Medway social media channels #Dickens150



Once you've finished, share your work with us - tag us via or Enjoy Medway social media channels
 - Facebook www.facebook.com/EnjoyMedway Twitter www.twitter.com/Enjoy_Medway
 and Instagram www.instagram.com/Enjoy_Medway

FACTS ABOUT DICKENS:

Charles Dickens was such a good writer that he wrote for newspapers, magazines, theatre plays and of course, his own books. Some of his most famous books were A Christmas Carol, Oliver Twist and Great Expectations.

Dickens lived in Chatham when he was a small boy. He had 7 brothers and sisters. His father worked at Chatham Dockyard!

Dickens loved walking in the countryside. He would take long walks around Hoo and Upnor. So inspired by the marshlands around the River Medway, he featured these places in his book 'Great Expectations'.

Dickens lived at Gad's Hill Place, a house near Rochester, Kent. There, he had geraniums in the front garden and also in pots in front of the bay windows.

This is a photo of Dickens and his daughters at Gad's Hill Place. Can you see the geraniums in the background?



This pack has been made by Animate Arts Company



**animate
arts
company**

www.animateartscompany.com
 Funded and commissioned by Medway Council
 for Dickens150

Medway
 COUNCIL
Serving You